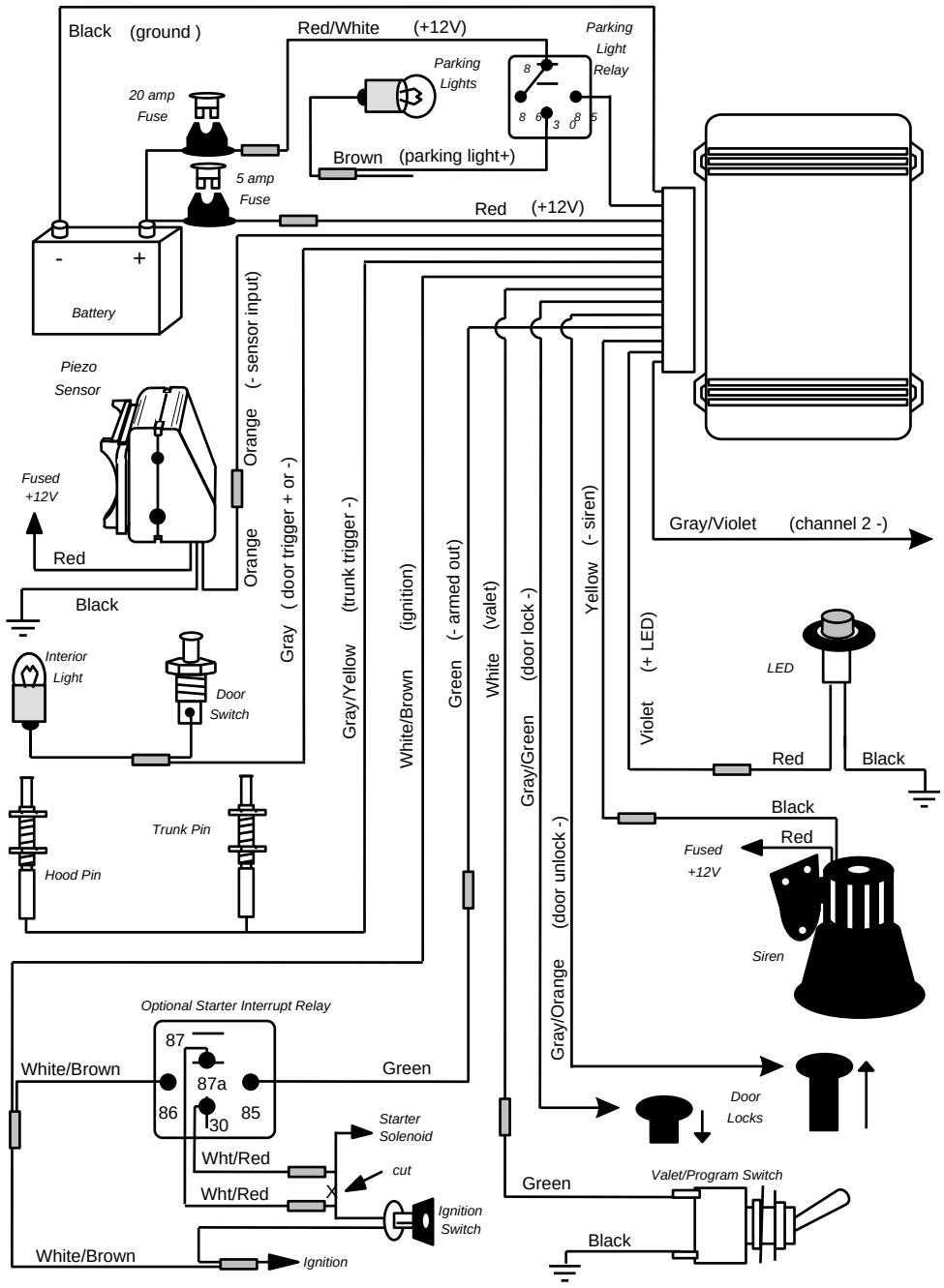
Black (ground)
Red/White (+12V)
Parking Light Relay
Parking Lights
20 amp Fuse
5 amp Fuse
Brown (parking light+)
Red (+12V)
Battery
Piezo Sensor
Fused +12V
Red
Black
Orange (- sensor input)
Orange
Gray (door trigger + or -)
Gray/Yellow (trunk trigger -)
White/Brown (ignition)
Green (- armed out)
White (valet)
Gray/Green (door lock -)
Yellow (- siren)
Gray/Violet (channel 2 -)
Violet (+ LED)
LED
Red
Black
Interior Light
Door Switch
Trunk Pin
Hood Pin
Black
Red
Fused +12V
Siren
Gray/Orange (door unlock -)
Door Locks
Optional Starter Interrupt Relay
87
87a
86
85
30
White/Brown
Green
Starter Solenoid
Wht/Red
Wht/Red
cut
Ignition Switch
White/Brown
Ignition
Green
Valet/Program Switch
Black

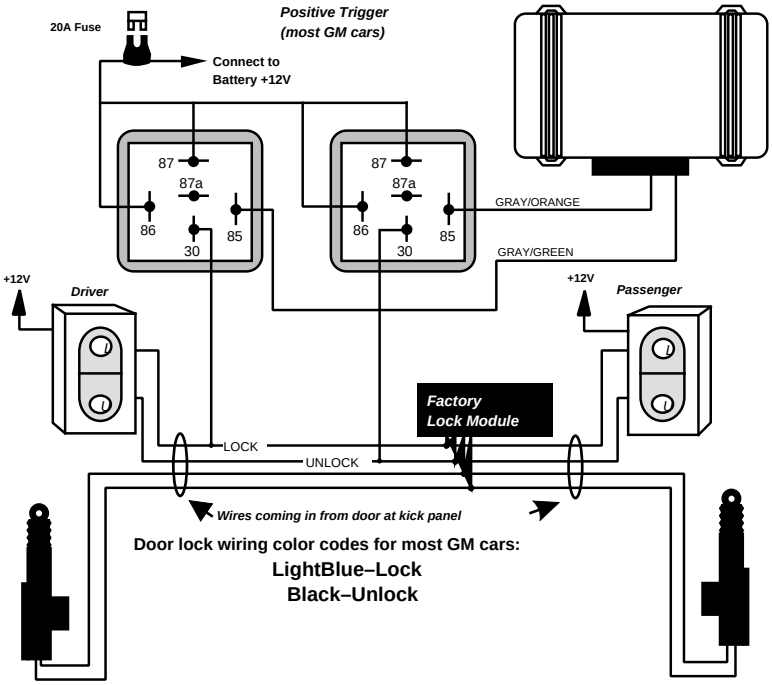
20A Fuse
Positive Trigger
(most GM cars)
Connect to
Battery +12V
87
87a
86
30
85
GRAY/ORANGE
GRAY/GREEN
+12V
Driver
Passenger
Factory
Lock Module
LOCK
UNLOCK
Wires coming in from door at kick panel
Door lock wiring color codes for most GM cars:
LightBlue–Lock
Black–Unlock

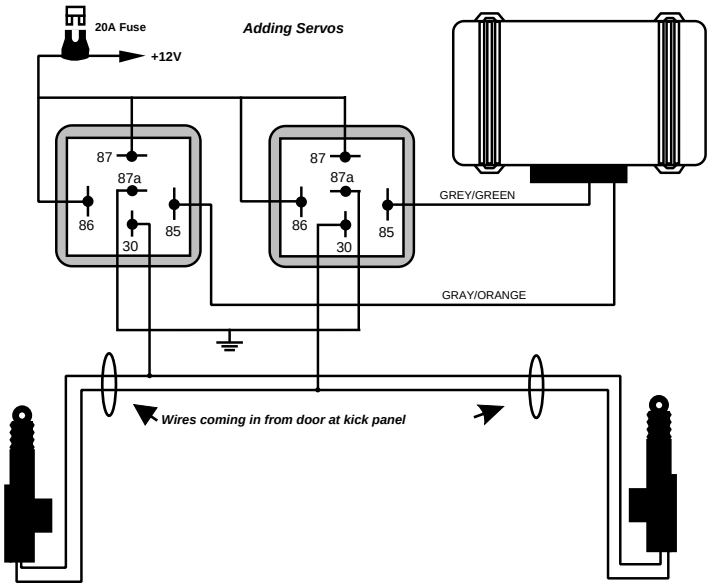
20A Fuse
+12V
Adding Servos
87
87a
86
30
85
GREY/GREEN
GRAY/ORANGE
Wires coming in from door at kick panel

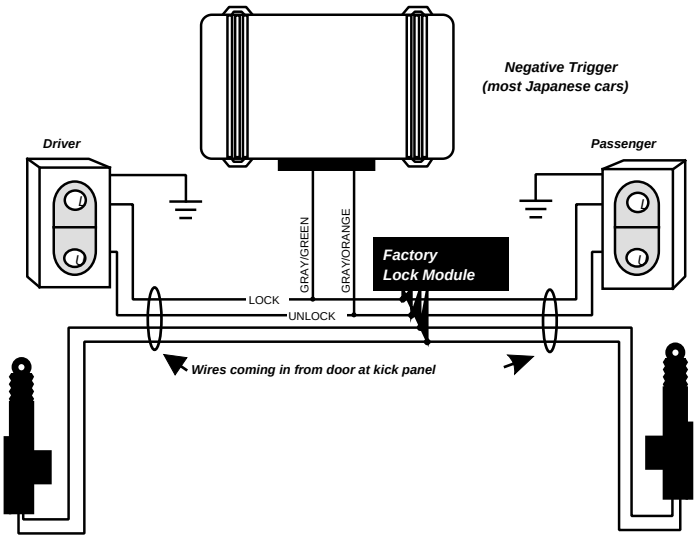
Negative Trigger
(most Japanese cars)
Driver
Passenger
GRAY/GREEN
GRAY/ORANGE
Factory
Lock Module
LOCK
UNLOCK
Wires coming in from door at kick panel

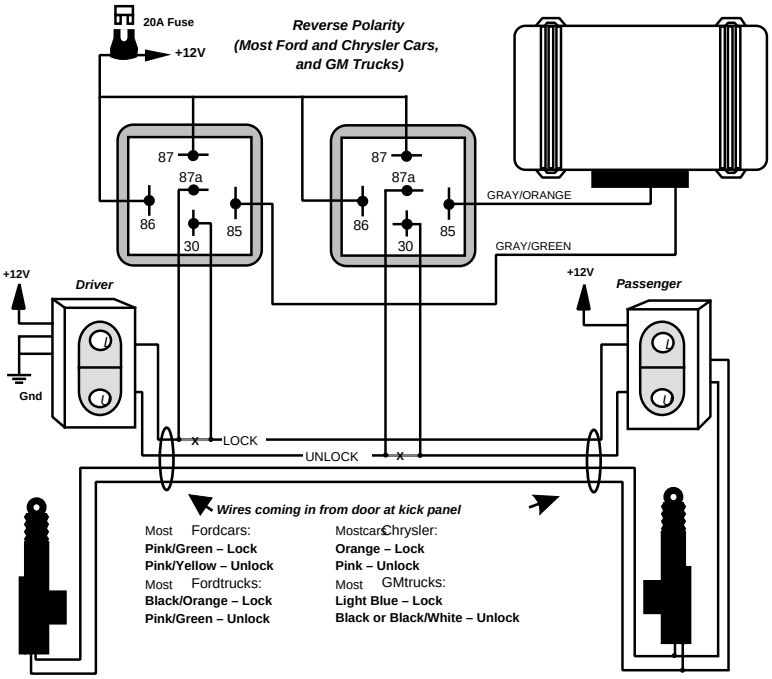
20A Fuse
+12V
Reverse Polarity
(Most Ford and Chrysler Cars,
and GM Trucks)
87
87a
86
30
85
GRAY/ORANGE
GRAY/GREEN
+12V
Driver
Gnd
Passenger
LOCK
UNLOCK
Wires coming in from door at kick panel
Most Fordcars:
Pink/Green – Lock
Pink/Yellow – Unlock
Most Fordtrucks:
Black/Orange – Lock
Pink/Green – Unlock
Mostcars Chrysler:
Orange – Lock
Pink – Unlock
Most GMtrucks:
Light Blue – Lock
Black or Black/White – Unlock